

# C Major Age 7-8

## Scales

Quarter Note = 60

Play Hands Separately

Piano

1 2 3 1 2 3 4 5 4 3 2 1 3 2 1  
5 4 3 2 1 3 2 1 2 3 1 2 3 4 5

## Chords

Play Hands Separately or Together - Spell Aloud

5 3 1 5 3 1 5 3 1

## Cadence

Play Hands Separately or Together

5 3 1 5 3 1 5 3 1 5 3 1

I IV V  
1 3 5 1 3 5 1 3 5 1 3 5 1 3 5

## Arpeggio

5 3 1 1 3 5 2 5 3 1 1 3 5  
5 3 1 1 3 5 5 3 1 1 3 5

## Intervals

Unison Second Third Fourth Fifth Sixth Seventh Octave

# A Minor Age 7-8

## Scales

Quarter Note = 60

Play Hands Separately

Piano

1 2 3 1 2 3 4 5 4 3 2 1 3 2 1

5 4 3 2 1 3 2 1 2 3 1 2 3 4 5

## Chords

Play Hands Separately or Together - Spell Aloud

5 3 1      5 3 1      5 3 1

## Cadence

Play Hands Separately or Together

5 3 1      5 3 1      5 3 1      5 3 1      5 3 1

i      iv      V

1 3 5      1 3 5      1 3 5      1 3 5      1 3 5      1 3 5

## Arpeggio

5 3 1 1 3 5 2 5 3 1 1 3 5

5 3 1 1 3 5      5 3 1 1 3 5

## Intervals

Unison      Second      Third      Fourth      Fifth      Sixth      Seventh      Octave

# G Major Age 7-8

## Scales

Quarter Note = 60

Play Hands Separately

Piano

## Chords

Play Hands Separately or Together - Spell Aloud

5	5	5
3	3	3
1	1	1

## Cadence

Play Hands Separately or Together

5	5	5	5	5	5
3	3	3	2	4	3
1	1	1	1	1	1

1	1	1	1	1	1
3	3	3	3	2	3
5	5	5	5	5	5

## Arpeggio

## Intervals

# E Minor Age 7-8

## Scales

Quarter Note = 60

Play Hands Separately

Piano



1 2 3 1 2 3 4 5 4 3 2 1 3 2 1

5 4 3 2 1 3 2 1 2 3 1 2 3 4 5

## Chords


Play Hands Separately or Together - Spell Aloud

5 5 5  
3 3 3  
1 1 1

## Cadence

Play Hands Separately or Together

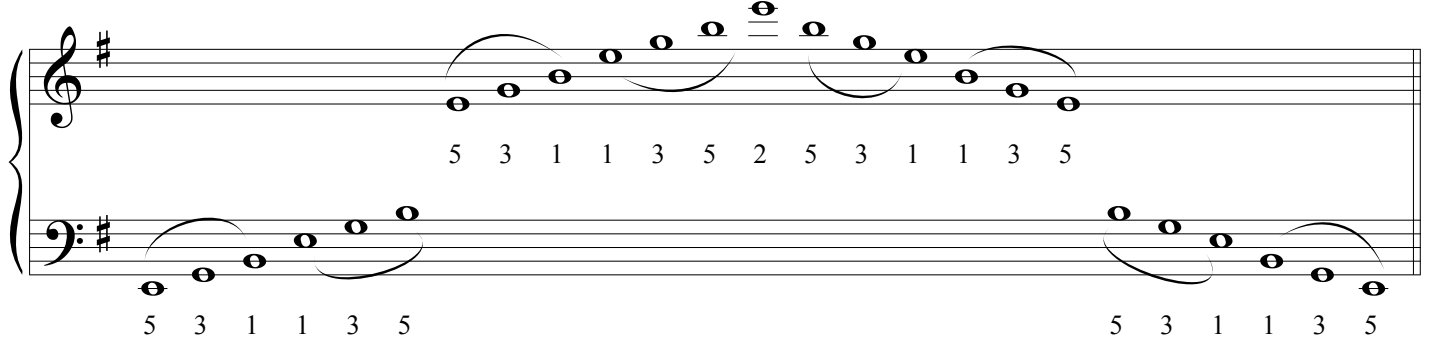
5 5 5 5 5 5  
3 3 3 2 4 3  
1 1 1 1 1 1



i iv V

1 1 1 1 1 1  
3 3 3 3 2 3  
5 5 5 5 5 5


## Arpeggio



5 3 1 1 3 5 2 5 3 1 1 3 5

5 3 1 1 3 5 5 3 1 1 3 5

## Intervals



Unison Second Third Fourth Fifth Sixth Seventh Octave

# F Major Age 7-8

## Scales

Quarter Note = 60

Play Hands Separately

Piano

Musical notation for F major scales in piano. The treble clef shows the ascending scale: F4, G4, A4, Bb4, C5, D5, E5, F5. The bass clef shows the descending scale: F4, E3, D3, C3, Bb2, A2, G2, F2. Fingerings are indicated by numbers 1-5.

## Chords

Play Hands Separately or Together - Spell Aloud

## Cadence

Play Hands Separately or Together

Musical notation for F major chords and cadence. The treble clef shows the chords: I (F4, A4, C5), IV (F4, A4, C5), and V (F4, A4, C5). The bass clef shows the chords: I (F2, A2, C3), IV (F2, A2, C3), and V (F2, A2, C3). Fingerings are indicated by numbers 1-5. The cadence section shows a sequence of chords: I, IV, V, I, IV, V, I, IV, V, I.

## Arpeggio

Musical notation for F major arpeggio. The treble clef shows the ascending arpeggio: F4, A4, C5, Bb4, A4, G4, F4. The bass clef shows the descending arpeggio: F4, E3, D3, C3, Bb2, A2, G2, F2. Fingerings are indicated by numbers 1-5.

## Intervals

Musical notation for F major intervals. The treble clef shows the intervals: Unison (F4, F4), Second (F4, G4), Third (F4, A4), Fourth (F4, Bb4), Fifth (F4, C5), Sixth (F4, D5), Seventh (F4, E5), and Octave (F4, F5). The bass clef shows the intervals: Unison (F2, F2), Second (F2, G2), Third (F2, A2), Fourth (F2, Bb2), Fifth (F2, C3), Sixth (F2, D3), Seventh (F2, E3), and Octave (F2, F3).

# D Minor Age 7-8

## Scales

Quarter Note = 60

Play Hands Separately

Piano

## Chords

Play Hands Separately or Together - Spell Aloud

## Cadence

Play Hands Separately or Together

## Arpeggio

## Intervals