

Scale

# C Major Age 12

Quarter Note = 84

Play Hands Separately or Together

Piano

1 2 3 1 2 3 4 1 2 3 1 2 3 4 5 4 3 2 1 3 2 1 4 3 2 1 3 2 1  
5 4 3 2 1 3 2 1 4 3 2 1 3 2 1 2 3 1 2 3 4 1 2 3 1 2 3 4 5

Chords - Play Hands Together. Spell Aloud in Root Position Only

5  
3 2 3 3 3 2 3 3 2 3 3 3 2 3 3 2 3 3 3 2 3 2 3  
1 1

I IV V V7 - I

1  
3 3 2 3 1 2 3 3 3 3 2 3 3 3 2 3 3 3 2 3 3 3 2 3  
5 5

Cadence

Play Hands Together with Pedal

5 5 5 5 5  
3 3 3 4 3  
1 1 1 1 1

Arpeggio

Play Hands Separately or Together

Quarter Note=60

1 2 3 1 2 3 5 3 2 1 3 2 1

5 2 1 5 3 5 4 2 1 4 2 1 2 4 1 2 4 5

Intervals

Name Aloud by Quality, Quantity, and Note Names

Unison Major 2nd Major 3rd Perfect 4th Perfect 5th Major 6th Major 7th Perfect Octave

Scale

Quarter Note = 84

# A Minor Age 12

Play Hands Separately or Together

Piano

1 2 3 1 2 3 4 1 2 3 1 2 3 4 5 4 3 2 1 3 2 1 4 3 2 1 3 2 1  
5 4 3 2 1 3 2 1 4 3 2 1 3 2 1 2 3 1 2 3 4 1 2 3 1 2 3 4 5

Chords - Play Hands Separately or Together. Spell Aloud in Root Position Only

5  
3 2 3 3 3 2 3 3 2 3 3 3 2 3 3 2 3 3 3 2 3 2 3 2 3  
1 1

I IV V V7-I

1  
3 3 2 3 2 3 3 3 2 3 3 3 2 3 3 2 3 3 3 2 3 2 3 2 3  
5 5

Cadence

Play Hands Together with Pedal

5 5 5 5 5  
3 3 3 4 3  
1 1 1 1 1

Arpeggio

Play Hands Separately or Together

Quarter Note=60

1 2 3 1 2 3 5 3 2 1 3 2 1

5 2 1 5 3 5 4 2 1 4 2 1 2 4 1 2 4 5

Intervals

Name Aloud by Quality, Quantity, and Note Names

Unison Major 2nd Minor 3rd Perfect 4th Perfect 5th Minor 6th Major 7th Perfect Octave

# Scale

Quarter Note = 84

# G Major Age 12

Play Hands Separately or Together

Piano

1 2 3 1 2 3 4 1 2 3 1 2 3 4 5 4 3 2 1 3 2 1 4 3 2 1 3 2 1  
 5 4 3 2 1 3 2 1 4 3 2 1 3 2 1 2 3 1 2 3 4 1 2 3 1 2 3 4 5

## Chords - Play Hands Together. Spell Aloud in Root Position Only

5  
 3 2 3 3 3 2 3 3 2 3 3 3 2 3 3 2 3 3 3 2 3 3 2 3 2 3 2 3  
 1

I IV V V7 - I

1  
 3 3 2 3 2 3 3 3 3 2 3 3 2 3 3 2 3 3 2 3 3 2 3 2 3 3 2 3 2 3  
 5  
 5

## Cadence

Play Hands Together with Pedal

5 5 5 5 5  
 3 3 3 4 3  
 1 1 1 1 1

## Arpeggio

Play Hands Separately or Together

Quarter Note=60

1 2 3 1 2 3 5 3 2 1 3 2 1

5 2 1 5 3 5 4 2 1 4 2 1 2 4 1 2 4 5

## Intervals

Name Aloud by Quality, Quantity, and Note Names

Unison Major 2nd Major 3rd Perfect 4th Perfect 5th Major 6th Major 7th Perfect Octave

## Scale

Quarter Note = 84

# E Minor Age 12

Play Hands Separately or Together

Musical score for E minor scale, piano hands. The treble clef starts on E4 and the bass clef starts on E3. Both hands ascend and descend. Fingerings are indicated by numbers 1-5.

1 2 3 1 2 3 4 1 2 3 1 2 3 4 5 4 3 2 1 3 2 1 4 3 2 1 3 2 1  
 5 4 3 2 1 3 2 1 4 3 2 1 3 2 1 2 3 1 2 3 4 1 2 3 1 2 3 4 5

**Chords** - Play Hands Separately or Together. Spell Aloud in Root Position Only

5	5	5	5	5	5	5	5	5	5	5	5	5	5	5	5	5	5	5	5	5	5	5	5	5
3	2	3	3	3	2	3	3	2	3	3	3	2	3	3	2	3	3	2	3	3	2	3	2	3
1	1	1	1	1	1	1	1	1	1	1	1	1	1	1	1	1	1	1	1	1	1	1	1	1

Musical score for E minor chords in root position. Labels: I, IV, V, V7-I. Chords are held in the treble hand while the bass hand plays a moving line. Fingerings are indicated by numbers 1-5.

1  
 3 3 2 3 2 3 3 3 3 2 3 2 3 3 3 3 3 2 3 3 2 3 3 2 3  
 5

## Cadence

Play Hands Together with Pedal

5	5	5	5	5
3	3	3	4	3
1	1	1	1	1

Musical score for a cadence exercise. Treble hand has chords, bass hand has a moving line. Fingerings are indicated by numbers 1-5.

5 2 1 5 3

## Arpeggio

Play Hands Separately or Together

Quarter Note=60

1	2	3	1	2	3	5	3	2	1	3	2	1
---	---	---	---	---	---	---	---	---	---	---	---	---

Musical score for an arpeggio exercise. Treble hand has a moving line, bass hand has a moving line. Fingerings are indicated by numbers 1-5.

5 4 2 1 4 2 1 2 4 1 2 4 5

## Intervals

Name Aloud by Quality, Quantity, and Note Names

Musical score for interval exercises. Treble and bass clefs are shown. Labels: Unison, Major 2nd, Minor 3rd, Perfect 4th, Perfect 5th, Minor 6th, Major 7th, Perfect Octave. Note names are written below the staff.

## Scale

# D Major Age 12

Quarter Note = 84

Play Hands Separately or Together

Piano

1 2 3 1 2 3 4 1 2 3 1 2 3 4 5 4 3 2 1 3 2 1 4 3 2 1 3 2 1  
 5 4 3 2 1 3 2 1 4 3 2 1 3 2 1 2 3 1 2 3 4 1 2 3 1 2 3 4 5

### Chords - Play Hands Together. Spell Aloud in Root Position Only

5  
 3 2 3 3 3 2 3 3 2 3 3 3 2 3 3 2 3 3 3 2 3 3 3 2 3 3 2 3  
 1

I IV V V7 - I

1  
 3 3 2 3 2 3 3 3 3 3 2 3 3 3 2 3 3 2 3 3 2 3 3 2 3 3 2 3  
 5

### Cadence

Play Hands Together with Pedal

5 5 5 5 5  
 3 3 3 4 3  
 1 1 1 1 1

5 2 1 5 3

### Arpeggio

Play Hands Separately or Together

Quarter Note=60

1 2 3 1 2 3 5 3 2 1 3 2 1

5 3 2 1 3 2 1 2 3 1 2 3 5

### Intervals

Name Aloud by Quality, Quantity, and Note Names

Unison Major 2nd Major 3rd Perfect 4th Perfect 5th Major 6th Major 7th Perfect Octave

**Scale**

Quarter Note = 84

# B Minor Age 12

Play Hands Separately or Together

Piano

1 2 3 1 2 3 4 1 2 3 1 2 3 4 5 4 3 2 1 3 2 1 4 3 2 1 3 2 1  
 4 3 2 1 4 3 2 1 3 2 1 4 3 2 1 2 3 4 1 2 3 1 2 3 4 1 2 3 4

**Chords** - Play Hands Separately or Together. Spell Aloud in Root Position Only

5  
 3 2 3 3 3 2 3 3 2 3 3 3 2 3 3 2 3 3 3 2 3 3 2 3 2 3 2 3 2 3 2 3  
 1

I IV V V7-I

1  
 3 3 2 3 2 3 3 3 3 2 3 2 3 3 3 3 2 3 2 3 2 3 3 2 2 3 2 3 2 3 2 3  
 5

**Cadence**

Play Hands Together with Pedal

5 5 5 5 5  
 3 3 3 4 3  
 1 1 1 1 1

**Arpeggio**

Play Hands Separately or Together

Quarter Note=60

1 2 3 1 2 3 5 3 2 1 3 2 1

5 2 1 5 3      5 4 2 1 4 2 1 2 4 1 2 4 5

**Intervals**

Name Aloud by Quality, Quantity, and Note Names

Unison Major 2nd Minor 3rd Perfect 4th Perfect 5th Minor 6th Major 7th Perfect Octave

# Scale

# A Major Age 12

Quarter Note = 84

Play Hands Separately or Together

Piano

1 2 3 1 2 3 4 1 2 3 1 2 3 4 5 4 3 2 1 3 2 1 4 3 2 1 3 2 1

5 4 3 2 1 3 2 1 4 3 2 1 3 2 1 2 3 1 2 3 4 1 2 3 1 2 3 4 5

## Chords - Play Hands Together. Spell Aloud in Root Position Only

5 3 5  
 3 2 3 3 3 2 3 3 2 3 3 3 2 3 3 2 3 3 3 2 3 3 3 2 3 2 3 2 3  
 1

I IV V V7 - I

1  
 3 3 2 3 2 3 3 3 3 3 2 3 3 3 2 3 3 2 3 3 3 2 3 2 3 2 3 2 3 2 2  
 5

## Cadence

Play Hands Together with Pedal

5 5 5 5 5  
 3 3 3 4 3  
 1 1 1 1 1

## Arpeggio

Play Hands Separately or Together

Quarter Note=60

1 2 3 1 2 3 5 3 2 1 3 2 1

5 2 1 5 3 5 3 2 1 3 2 1 2 3 1 2 3 5

## Intervals

Name Aloud by Quality, Quantity, and Note Names

Unison Major 2nd Major 3rd Perfect 4th Perfect 5th Major 6th Major 7th Perfect Octave

Scale

# E Major Age 12

Quarter Note = 84

Play Hands Separately or Together

Piano

1 2 3 1 2 3 4 1 2 3 1 2 3 4 5 4 3 2 1 3 2 1 4 3 2 1 3 2 1

5 4 3 2 1 3 2 1 4 3 2 1 3 2 1 2 3 1 2 3 4 1 2 3 1 2 3 4 5

Chords - Play Hands Together. Spell Aloud in Root Position Only

5 5

3 2 3 3 3 2 3 3 2 3 3 3 2 3 3 2 3 3 3 2 3 3 2 3 3 2 3

1 1

I IV V V7 - I

1 1

3 3 2 3 2 3 3 3 3 3 2 3 2 3 3 3 3 2 3 3 2 3 2 3 3 2 3

5 5

Cadence

Play Hands Together with Pedal

5 5 5 5 5

3 3 3 4 3

1 1 1 1 1

Arpeggio

Play Hands Separately or Together

Quarter Note=60

1 2 3 1 2 3 5 3 2 1 3 2 1

5 2 1 5 3

5 3 2 1 3 2 1 2 3 1 2 3 5

Intervals

Name Aloud by Quality, Quantity, and Note Names

Unison Major 2nd Major 3rd Perfect 4th Perfect 5th Major 6th Major 7th Perfect Octave



Scale

# B Major Age 12

Quarter Note = 84

Play Hands Separately or Together

Piano

1 2 3 1 2 3 4 1 2 3 1 2 3 4 5 4 3 2 1 3 2 1 4 3 2 1 3 2 1  
4 3 2 1 4 3 2 1 3 2 1 4 3 2 1 2 3 4 1 2 3 1 2 3 4 1 2 3 4

Chords - Play Hands Together. Spell Aloud in Root Position Only

5  
3 2 3 3 3 2 3 3 2 3 3 3 2 3 3 2 3 3 3 2 3 2 3 2 3  
1 1

I IV V V7 - I

1  
3 3 2 3 2 3 3 3 3 2 3 2 3 3 3 3 2 3 3 2 3 3 2 2  
5 5

Cadence

Play Hands Together with Pedal

5 5 5 5 5  
3 3 3 4 3  
1 1 1 1 1

Arpeggio

Play Hands Separately or Together

Quarter Note=60

1 2 3 1 2 3 5 3 2 1 3 2 1

5 2 1 5 3 5 3 2 1 3 2 1 2 3 1 2 3 5

Intervals

Name Aloud by Quality, Quantity, and Note Names

Unison Major 2nd Major 3rd Perfect 4th Perfect 5th Major 6th Major 7th PerfectOctave



### Scale

# D Minor Age 12

Quarter Note = 84

Play Hands Separately or Together

Piano

1 2 3 1 2 3 4 1 2 3 1 2 3 4 5 4 3 2 1 3 2 1 4 3 2 1 3 2 1  
5 4 3 2 1 3 2 1 4 3 2 1 3 2 1 2 3 1 2 3 4 1 2 3 1 2 3 4 5

Chords - Play Hands Separately or Together. Spell Aloud in Root Position Only

5 5

3 2 3 3 3 2 3 3 2 3 3 3 2 3 3 2 3 3 3 2 3 2 3 2 3

1 1

I IV V V7 - I

1  
3 3 2 3 2 3 3 3 3 3 2 3 2 3 3 3 3 2 3 3 3 2 3 2 3  
5 5

### Cadence

Play Hands Together with Pedal

5 5 5 5 5  
3 3 3 4 3  
1 1 1 1 1

5 2 1 5 3

### Arpeggio

Play Hands Separately or Together

Quarter Note=60

1 2 3 1 2 3 5 3 2 1 3 2 1

5 4 2 1 4 2 1 2 4 1 2 4 5

### Intervals

Name Aloud by Quality, Quantity, and Note Names

Unison Major 2nd Minor 3rd Perfect 4th Perfect 5th Minor 6th Major 7th Perfect Octave

# Scale

Quarter Note = 84

# Bb Major Age 12

Play Hands Separately or Together

Piano

4 1 2 3 1 2 3 4 1 2 3 1 2 3 4 3 2 1 3 2 1 4 3 2 1 3 2 1 4  
3 2 1 4 3 2 1 3 2 1 4 3 2 1 3 1 2 3 4 1 2 3 1 2 3 4 1 2 3

Chords - Play Hands Together. Spell Aloud in Root Position Only

5  
3 2 3 3 3 2 3 3 2 3 3 3 2 3 3 2 3 3 3 2 3 3 2 3 3 2 3 3 2 3  
1 1

I IV V V7 - I

1  
3 3 2 3 2 3 3 3 3 2 3 2 3 3 3 3 2 3 2 3 2 3 3 2 2 2 2 2 2 2 2  
5 5

## Cadence

Play Hands Together with Pedal

5 5 5 5 5  
3 3 3 4 3  
1 1 1 1 1

## Arpeggio

Play Hands Separately or Together

Quarter Note=60

4 1 2 4 1 2 4 2 1 4 2 1 4

5 2 1 5 3 3 2 1 3 2 1 3 1 2 3 1 2 3

## Intervals

Name Aloud by Quality, Quantity, and Note Names

Unison Major 2nd Major 3rd Perfect 4th Perfect 5th Major 6th Major 7th Perfect Octave

## Scale

Quarter Note = 84

# G Minor Age 12

Play Hands Separately or Together

Piano

**Chords** - Play Hands Separately or Together. Spell Aloud in Root Position Only

5	5	5	5	5	5	5	5	5	5	5	5	5	5	5	5	5	5	5	5	5	5	5	5	5	5	5	5	5	5	
3	2	3	3	3	2	3	3	2	3	3	3	2	3	3	2	3	3	2	3	3	3	2	3	3	2	3	3	2	3	3
1	1	1	1	1	1	1	1	1	1	1	1	1	1	1	1	1	1	1	1	1	1	1	1	1	1	1	1	1	1	1

1	1	1	1	1	1	1	1	1	1	1	1	1	1	1	1	1	1	1	1	1	1	1	1	1	1	1	1	1	1	1
3	3	2	3	2	3	3	3	3	2	3	3	3	2	3	3	3	2	3	3	2	3	3	2	3	3	2	3	3	2	3
5	5	5	5	5	5	5	5	5	5	5	5	5	5	5	5	5	5	5	5	5	5	5	5	5	5	5	5	5	5	5

## Cadence

Play Hands Together with Pedal

5	5	5	5	5
3	3	3	4	3
1	1	1	1	1

## Arpeggio

Play Hands Separately or Together

Quarter Note=60

1 2 3 1 2 3 5 3 2 1 3 2 1

## Intervals

Name Aloud by Quality, Quantity, and Note Names



# Scale

# C Minor Age 12

Quarter Note = 84

Play Hands Separately or Together

Piano

1 2 3 1 2 3 4 1 2 3 1 2 3 4 5 4 3 2 1 3 2 1 4 3 2 1 3 2 1  
 5 4 3 2 1 3 2 1 4 3 2 1 3 2 1 2 3 1 2 3 4 1 2 3 1 2 3 4 5

Chords - Play Hands Separately or Together. Spell Aloud in Root Position Only

5  
 3 2 3 3 3 2 3 3 2 3 3 3 2 3 3 2 3 3 3 2 3 2 3 2 3 2 3  
 1

I IV V V7-I

1  
 3 3 2 3 2 3 3 3 3 3 2 3 3 3 2 3 3 3 2 3 2 3 2 3 2 3  
 5

## Cadence

Play Hands Together with Pedal

5 5 5 5 5  
 3 3 3 4 3  
 1 1 1 1 1

## Arpeggio

Play Hands Separately or Together

Quarter Note=60

1 2 3 1 2 3 5 3 2 1 3 2 1

5 2 1 5 3  
 5 4 2 1 4 2 1 2 4 1 2 4 5

## Intervals

Name Aloud by Quality, Quantity, and Note Names


Unison Major 2nd Minor 3rd Perfect 4th Perfect 5th Minor 6th Major 7th Perfect Octave

# Scale

## Ab Major Age 12

Quarter Note = 84

Play Hands Separately or Together




Piano

3 4 1 2 3 1 2 3 4 1 2 3 1 2 3 2 1 3 2 1 4 3 2 1 3 2 1 4 3

3 2 1 4 3 2 1 3 2 1 4 3 2 1 3 1 2 3 4 1 2 3 1 2 3 4 1 2 3

**Chords - Play Hands Together. Spell Aloud in Root Position Only**

5 3 5  
3 2 3 3 3 2 3 3 2 3 3 3 2 3 3 2 3 3 3 2 3 2 3 2 3  
1 1



I IV V V7 - I

1  
3 3 2 3 2 3 3 3 3 3 2 3 3 3 2 3 3 3 2 3 2 3 3 2 3 2 3  
5 5

### Cadence

Play Hands Together with Pedal


5 5 5 5 5  
3 3 3 4 3  
1 1 1 1 1

### Arpeggio

Play Hands Separately or Together

Quarter Note=60


4 1 2 4 1 2 4 2 1 4 2 1 4



5 2 1 5 3      2 1 4 2 1 4 2 4      1 2 4 1 2

### Intervals

Name Aloud by Quality, Quantity, and Note Names



Unison	Major 2nd	Major 3rd	Perfect 4th	Perfect 5th	Major 6th	Major 7th	Perfect Octave
--------	-----------	-----------	-------------	-------------	-----------	-----------	----------------



Scale

# F Minor Age 12

Quarter Note = 84

Play Hands Separately or Together

Piano

1 2 3 4 1 2 3 1 2 3 4 1 2 3 4 3 2 1 4 3 2 1 3 2 1 4 3 2 1

5 4 3 2 1 3 2 1 4 3 2 1 3 2 1 2 3 1 2 3 4 1 2 3 1 2 3 4 5

Chords - Play Hands Separately or Together. Spell Aloud in Root Position Only

5 3 5  
3 2 3 3 3 2 3 3 2 3 3 3 2 3 3 2 3 3 3 2 3 3 2 3 2 3 2 3 2 3 2 3  
1 1

IV V V7-I

1  
3 3 2 3 2 3 3 3 3 3 2 3 3 3 3 3 2 3 3 3 2 3 2 3 2 3 2 3 2 3 2 3 2 3  
5 5

Cadence

Play Hands Together with Pedal

5 5 5 5 5  
3 3 3 4 3  
1 1 1 1 1

Arpeggio

Play Hands Separately or Together

Quarter Note=60

1 2 3 1 2 3 5 3 2 1 3 2 1

5 2 1 5 3 5 4 2 1 4 2 1 2 4 1 2 4 5

Intervals

Name Aloud by Quality, Quantity, and Note Names

Unison Major 2nd Minor 3rd Perfect 4th Perfect 5th Minor 6th Major 7th Perfect Octave